

Technical sheet :

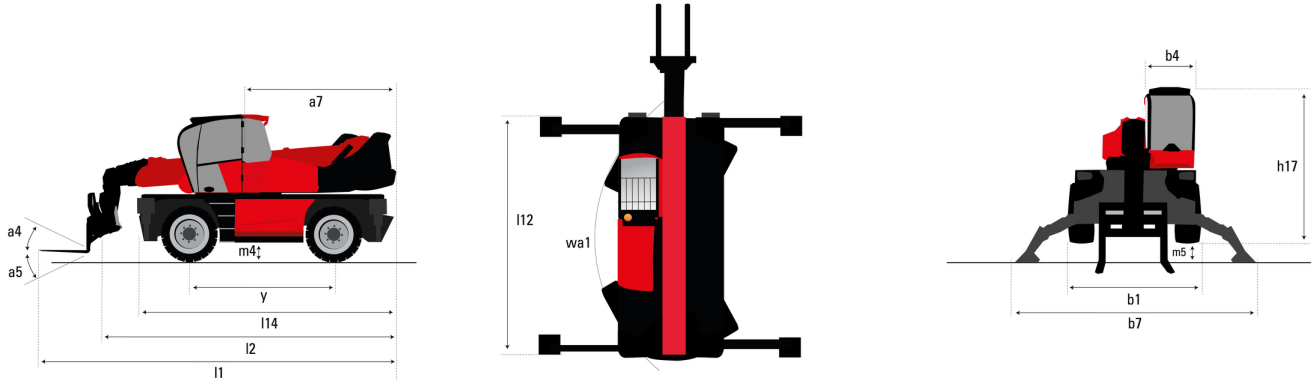
MRT 1845 115

VISION



Capacities		Metric
Max. capacity		4500 kg
Max. lifting height		18 m
Max. outreach		15.20 m
Weight and dimensions		
Overall width	b1	2.45 m
Overall height	h17	3.04 m
Overall cab width	b4	0.96 m
Ground clearance	m4	0.37 mm
Wheelbase	y	2.43 mm
Tilt-up angle	a4	10 °
Tilt-down angle	a5	107 °
Turret rotation / rotation (Max.)		400 ° or 360 °
Overall weight		14100 kg
Forks length / width / section	l / e / s	1200 mm x 125 mm x 50 mm
Wheels		
Standard tyres		405/70-20
Drive wheels (front / rear)		2 / 2
Steering mode		2 wheel steer, 4 wheel steer, Crab mode
Stabilisers		
Stabs Type		Wing Type
Controls with stabs		Stabs Commands Individual or Simultaneous
Engine		
Engine brand		Deutz
Engine norm		Stage V / Tier 4
Engine model		TCD 3.6 L4
I.C. Engine power rating / Power (kW)		116 Hp / 85 kW
Max. torque / Engine rotation (min)		460 Nm @ 1600 rpm
Number of cylinders - Capacity of cylinders		4 - 3620 cm³
Engine cooling system		Water cooled
Number of batteries / Battery / Batteries capacity		2 x 12 V / 120 Ah
Battery starting current		(EN)850 A
Transmission		
Transmission type		Hydrostatic
Number of gears (forward / reverse)		2 2
Max. travel speed		40 km/h
Parking brake		Automatic negative parking brake
Service brake		Oil-immersed multi-discs braking on front & rear axles
Hydraulics		
Hydraulic pump type		Load sensing pump
Hydraulic flow		116 l/min
Hydraulic Pressure		275 Bar
Tank capacities		
Engine oil		11 l
Hydraulic oil		144 l
Fuel tank		130 l
Diesel Exhaust fluid (AdBlue® type)		11 l
Miscellaneous		
Steering wheels (front / rear)		2 / 2
Controls		2 Joysticks
Safety cab homologation		ROPS - FOPS cab (level 2)
Attachment recognition system (E-Reco)		Standard

MRT 1845 115 - Dimensional drawing

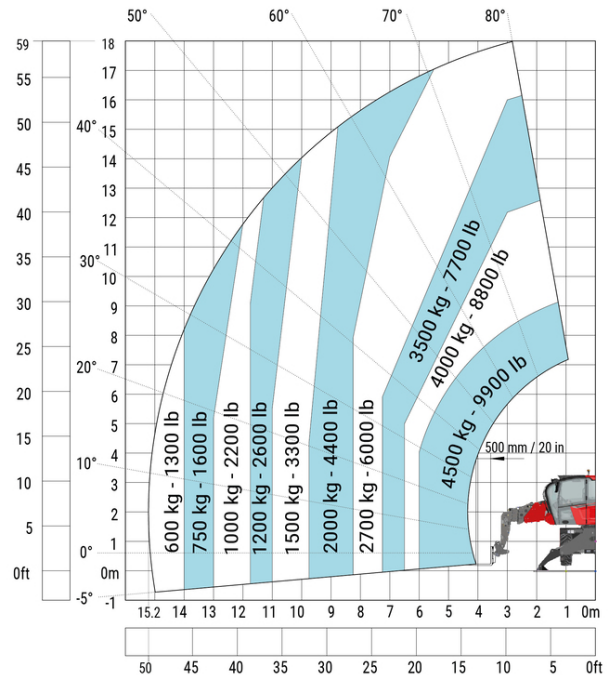
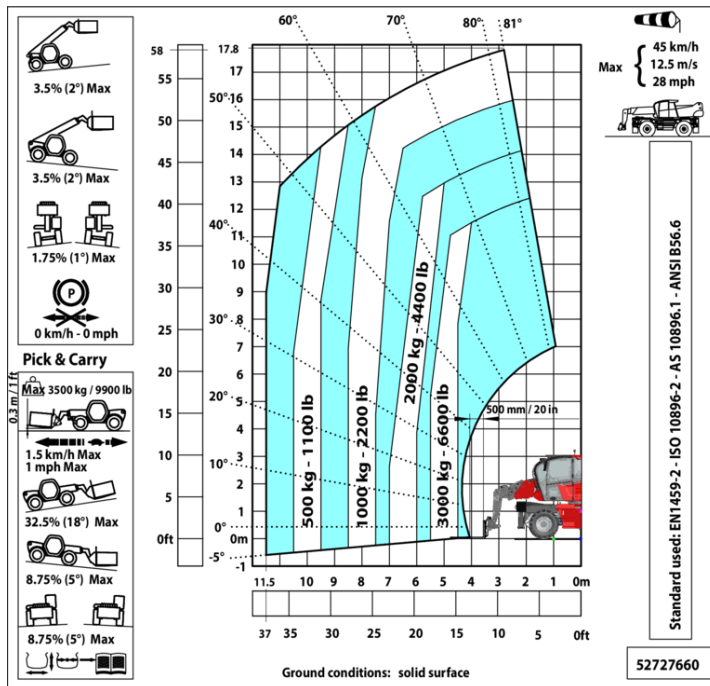


Other data		Metric
Overall length (with forks)	l1	7.26 m
Length to face of forks	l2	6.06 m
Length of frame	l14	4.53 m
Wheelbase	y	2.43 mm
Ground clearance	m4	0.37 mm
Counterweight offset (turret at 90°)	a7	2.50 m
Tilt-up angle	a4	10 °
Tilt-down angle	a5	107 °
Overall length at stabilisers	l12	4.41 m
External turning radius (over tyres)	Wa1	3.60 m
Overall width	b1	2.45 m
Overall width with stabilisers extended	b7	4.01 m
Overall cab width	b4	0.96 m
Overall height	h17	3.04 m
Ground clearance under front tires on stabilizers	m5	0.18 m

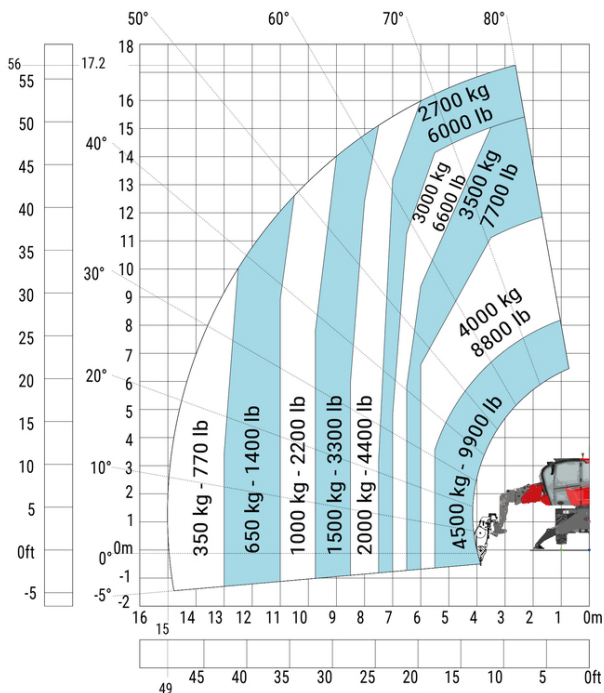
MRT 1845 115 - Load chart

Machine on tyres with forks Metric

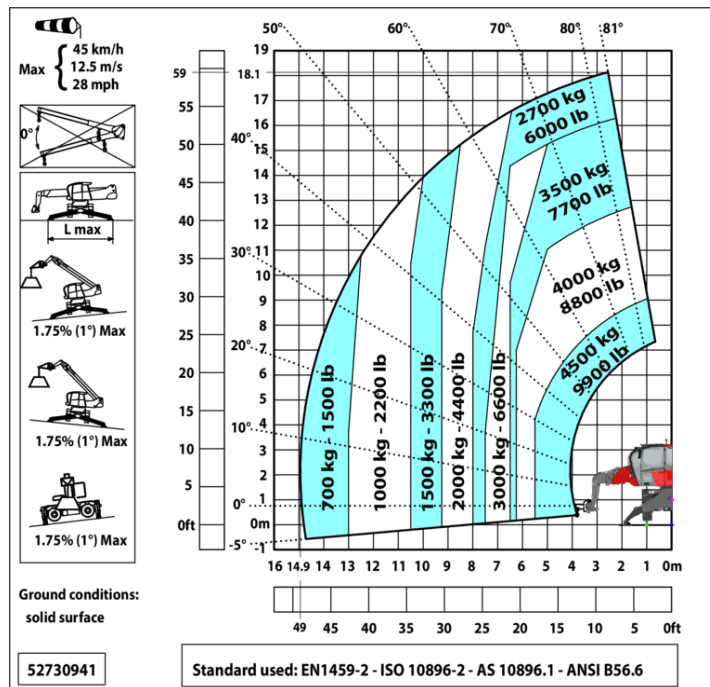
Machine on lowered stabilisers with forks Metric



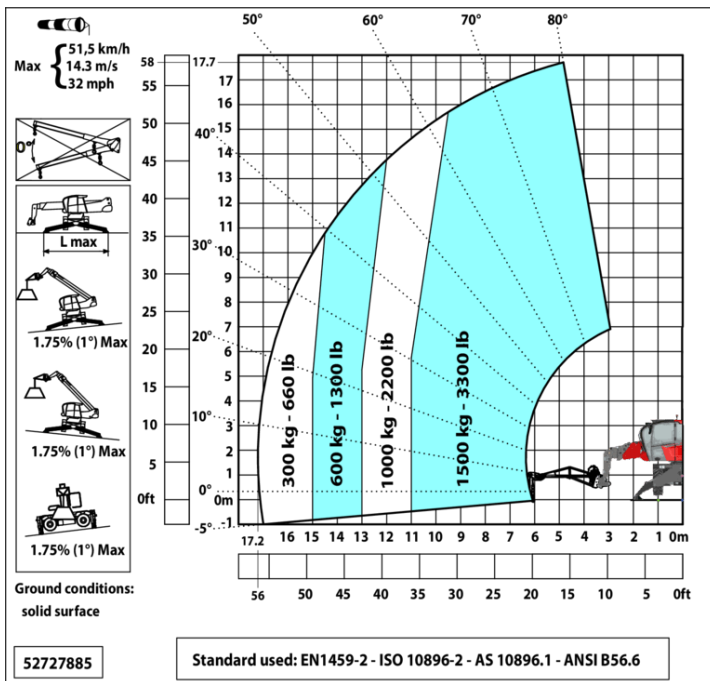
Machine on lowered stabilisers with winch 5000 kg Metric



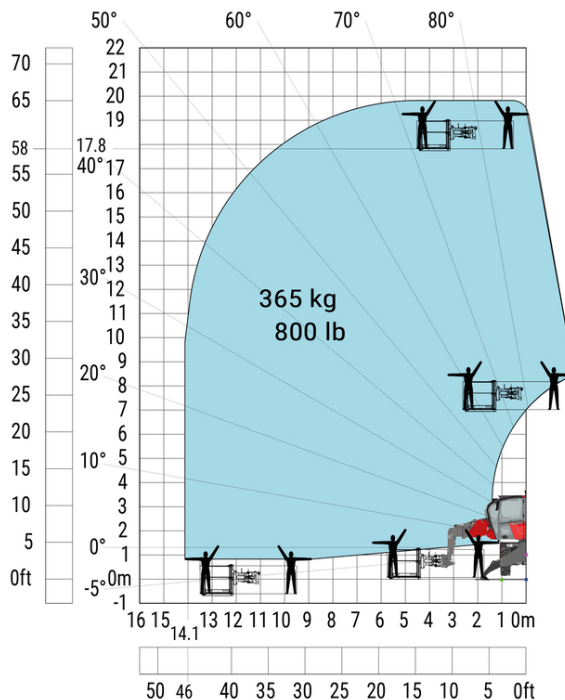
Machine on lowered stabilisers with hook 5000 kg (Metric)



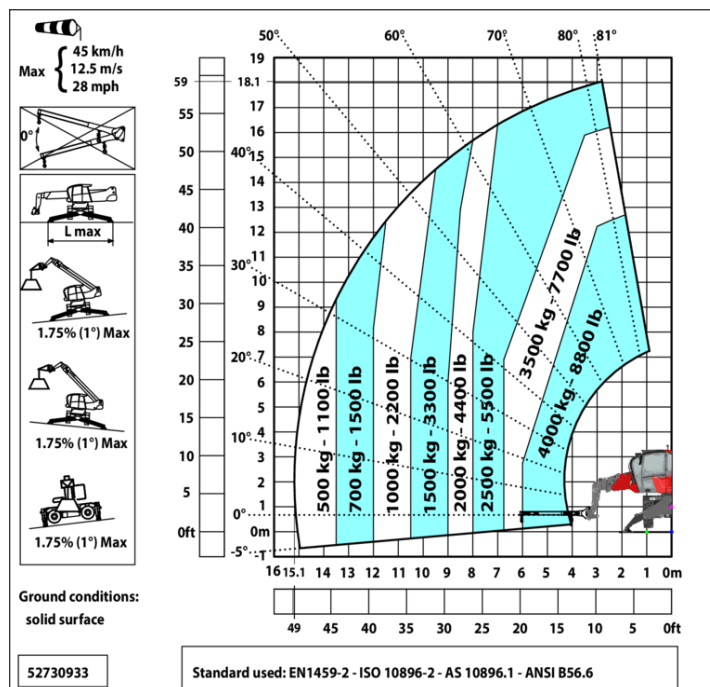
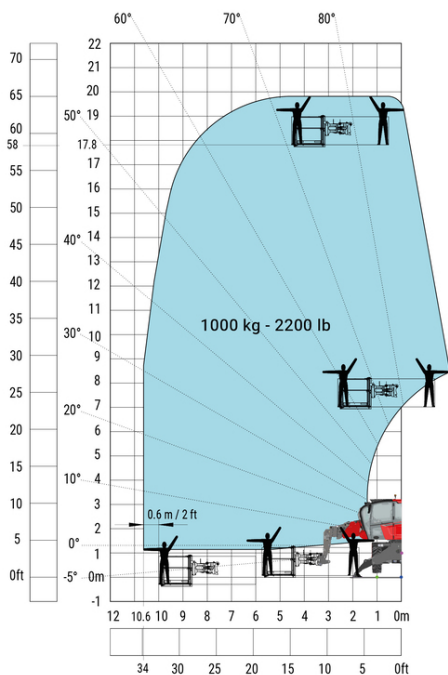
Machine on lowered stabilisers with 1500 kg jib with winch (Metric)



Machine on lowered stabilisers with 365 kg platform Metric



Machine on lowered stabilisers with 1000 kg platform Metric Machine on lowered stabilisers with jib 4000 kg (Metric)





Siège Social

430 rue de l'Aubinière - 44150 Ancenis Cedex - France

Tel: +33(0)2 40 09 10 11 - Fax: +33 (0)2 40 09 10 97

www.manitou.com



This brochure describes versions and configuration options for Manitou products which may be fitted with different equipment. The equipment described in this brochure may be standard, optional or not available depending on version. Manitou reserves the right to change the specifications shown and described at any time and without prior warning. The manufacturer is not liable for the specifications given. For more information, contact your Manitou dealer. Non-contractual document. Product descriptions may differ from actual products. List of specifications is not comprehensive. The logos and visual identity of the company are the property of Manitou and may not be used without authorisation. All rights reserved. The photos and diagrams contained in this brochure are provided for information only.

MANITOU BF SA - Limited company with board of directors - Share capital: 39,668,399 euros - 857 802 508 RCS Nantes