

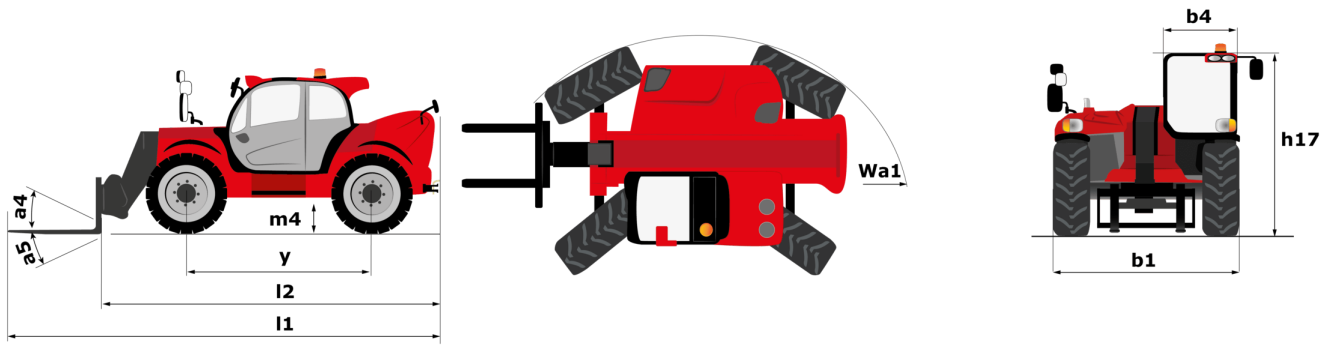
Technical sheet :

MHT 11250 ST5



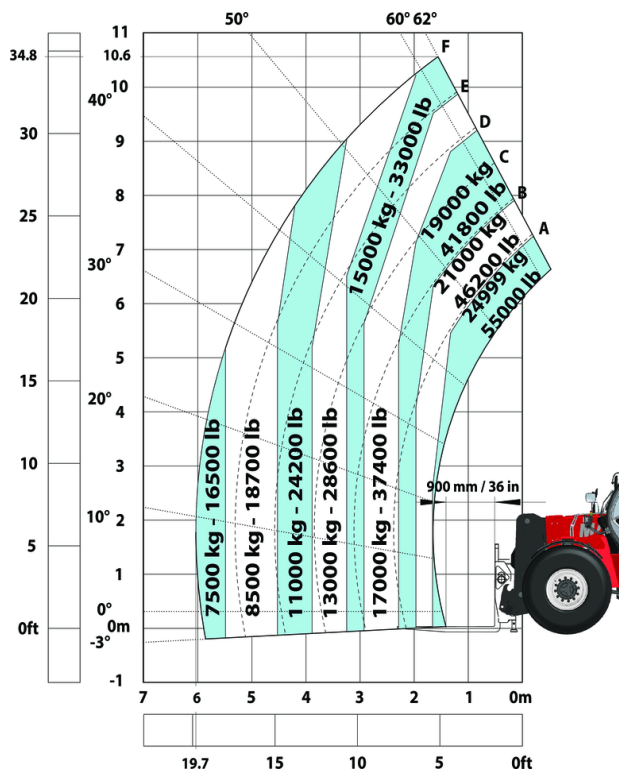
| Capacities | | Metric |
|---|-----------|--|
| Max. capacity | | 24999 kg |
| Load centre of gravity | c | 900 mm |
| Max. lifting height | | 10.60 m |
| Max. outreach | | 6 m |
| Weight and dimensions | | |
| Overall length | l1 | 8.92 m |
| Unladen weight (with forks) | | 31610 kg |
| Ground clearance | m4 | 0.47 m |
| Wheelbase | y | 4.10 m |
| Length to face of forks | l2 | 7.12 m |
| Overall width | b1 | 2.84 m |
| Overall height | h17 | 3.03 m |
| Overall cab width | b4 | 0.95 m |
| Tilt-down angle | a5 | 105 ° |
| Tilt-up angle | a4 | 12 ° |
| External turning radius (over tyres) | Wa1 | 5.50 m |
| Forks length / width / section | l / e / s | 1800 mm x 220 mm / 100 mm |
| Frame levelling corrector | a9 | 10 ° |
| Wheels | | |
| Standard tyres | | 18.00 R25 |
| Number of front wheels / rear wheels | | 2 / 2 |
| Drive wheels (front / rear) | | 2 / 2 |
| Steering mode | | 2 wheel steer, 4 wheel steer, Crab mode |
| Engine | | |
| Engine brand | | Yanmar |
| Engine norm | | Stage V / Tier 4 |
| Engine model | | 4TN107FTT-6SMU2 |
| Number of cylinders / Capacity of cylinders | | 4 - 4567 cm³ |
| I.C. Engine power rating / Power (kW) | | 211 Hp / 155 kW |
| Max. torque / Engine rotation | | 805 Nm@1500 rpm |
| Engine cooling system | | Water |
| Number of batteries | | 2 |
| Battery / Batteries capacity | | 12 V / 120 Ah |
| Transmission | | |
| Transmission type | | Hydrostatic |
| Number of gears (forward / reverse) | | 2 / 2 |
| Max. travel speed | | 25 km/h |
| Parking brake | | Automatic negative parking brake |
| Service brake | | Oil-immersed multi-discs braking on front & rear axles |
| Hydraulics | | |
| Hydraulic pump type | | Load sensing pump |
| Hydraulic flow - Pressure | | 275 l/min - 350 Bar |
| Tank capacities | | |
| Engine oil | | 13 l |
| Hydraulic oil | | 290 l |
| Fuel tank | | 315 l |
| Diesel Exhaust fluid (AdBlue® type) | | 24 l |
| Miscellaneous | | |
| Safety cab homologation | | ROPS - FOPS cab (level 2) |
| Controls | | JSM |

MHT 11250 ST5 - Dimensional drawing




MHT 11250 ST5 - Load chart

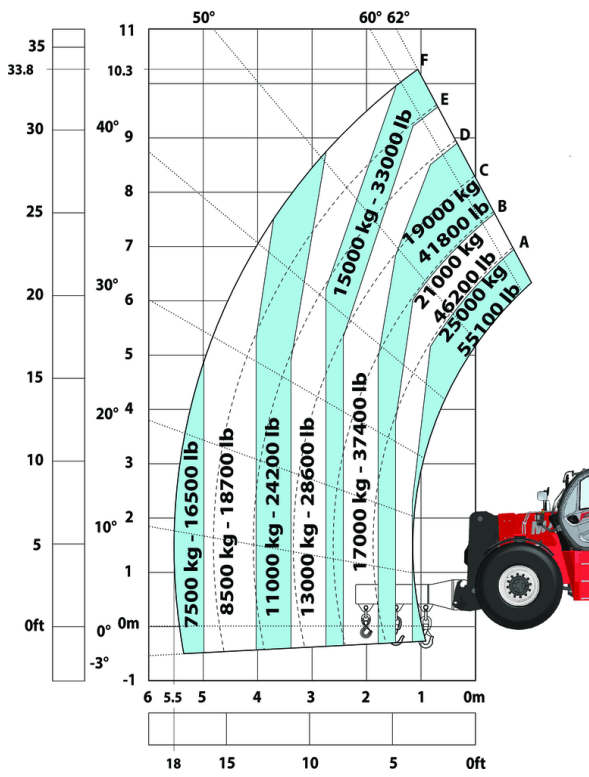
Machine on tyres with forks LC 900 mm Metric



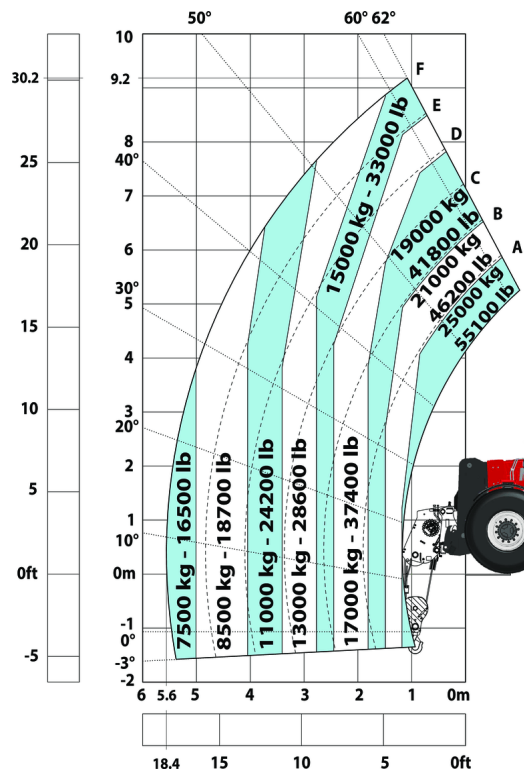
Machine on tyres with forks LC 1200 mm Metric



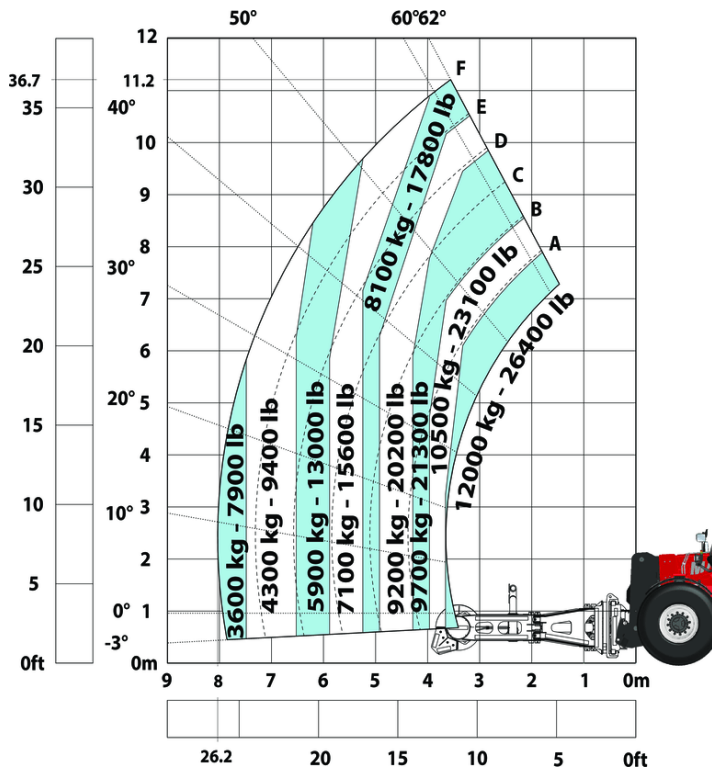
Machine on tyres with 3-hook jib 25000 kg (Metric)



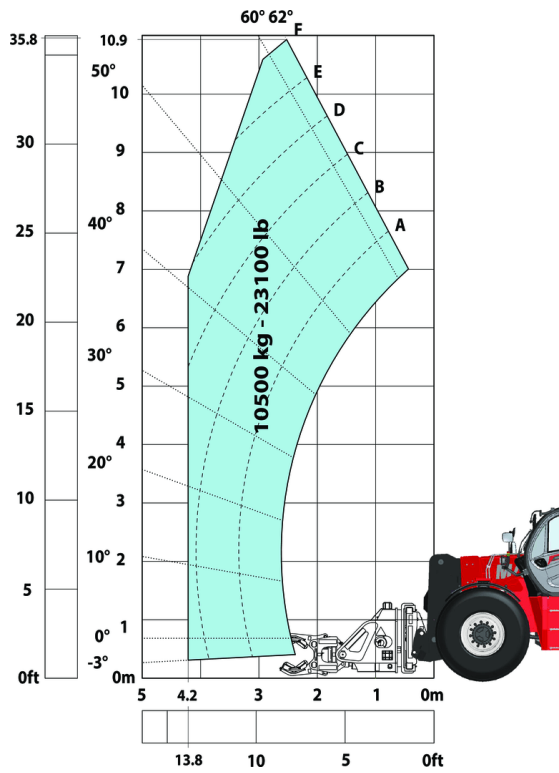
Machine on tyres with winch 25000 kg (Metric)



Machine on tyres with tyre handler TH 63 (Metric)



Machine on tyres with cylinder handler CH 10 (Metric)





Siège Social

430 rue de l'Aubinière - 44150 Ancenis Cedex - France

Tel: +33(0)2 40 09 10 11 - Fax: +33 (0)2 40 09 10 97

www.manitou.com



This brochure describes versions and configuration options for Manitou products which may be fitted with different equipment. The equipment described in this brochure may be standard, optional or not available depending on version. Manitou reserves the right to change the specifications shown and described at any time and without prior warning. The manufacturer is not liable for the specifications given. For more information, contact your Manitou dealer. Non-contractual document. Product descriptions may differ from actual products. List of specifications is not comprehensive. The logos and visual identity of the company are the property of Manitou and may not be used without authorisation. All rights reserved. The photos and diagrams contained in this brochure are provided for information only.

MANITOU BF SA - Limited company with board of directors - Share capital: 39,668,399 euros - 857 802 508 RCS Nantes