

Technical sheet :

260 TJ+ ST5



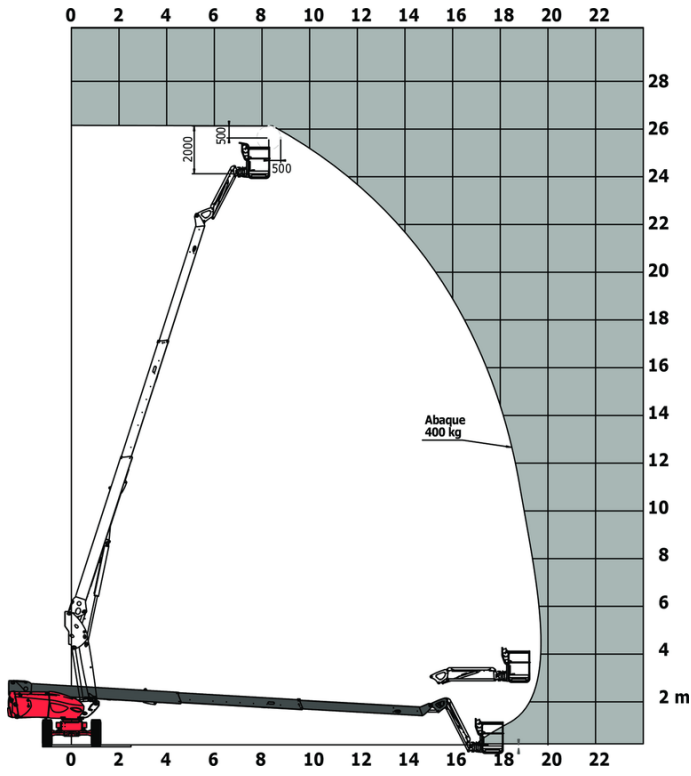
Capacities		Metric
Working height	h21	25.89 m
Platform height	h7	23.89 m
Max. outreach		19.70 m
Pendular arm rotation (top / bottom)		+70.30 ° / -63 °
Platform capacity	Q	400 kg
Turret rotation		360 °
Platform rotation (right / left)		90 ° / 90 °
Number of people (inside / outside)		3 / 3
Weight and dimensions		
Platform weight*		16400 kg
Platform dimensions (length x width)	lp / ep	2.30 m x 0.90 m
Overall width	b1	2.48 m
Overall length	l1	10.84 m
Overall height	h17	2.71 m
Overall length (stowed)	l9	7.88 m
Overall height (stowed)	h18	2.80 m
Floor height (access)	h20	0.48 m
Jib length	l13	2.40 m
Counterweight offset (turret at 90°)	a7	1.43 m
Internal turning radius (over tyres)	b13	1.97 m
External turning radius	Wa3	4.35 m
Ground clearance at centre of wheelbase	m2	0.42 m
Wheelbase	y	2.80 m
Performances		
Drive speed - stowed		4.50 km/h
Drive speed - raised		0.80 km/h
Gradeability		40 %
Permissible leveling		4 °
Wheels		
Tyres type		Solid Tyres Cured-On
Dimensions of front wheels / rear wheels		1025 x 365 mm - 1025 x 365 mm
Drive wheels (front / rear)		2 / 2
Steering wheels (front / rear)		2 / 2
Braking wheels (front / rear)		2 / 2
Engine/Battery		
Engine brand / model		Yanmar - 4TNV88C
I.C. Engine power rating / Power (kW)		46 Hp / 34.30 kW
Miscellaneous		
Ground Pressure		21.30 dan/cm2
Hydraulic Pressure		400 Bar
Hydraulic tank capacity		94 l
Fuel tank		76 l
Noise to environment (LWA)		< 102 dB
Standards compliance		
This machine is in compliance with:		European directives: 2006/42/EC- Machinery (revised EN280:2013) - 2004/108/EC (EMC) - 2006/95/EC (Low voltage)

*Varies according to options and standards of the country to which the machine is delivered

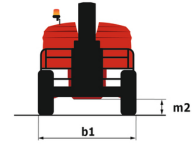
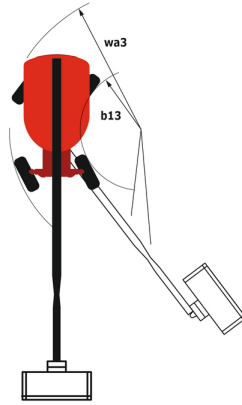
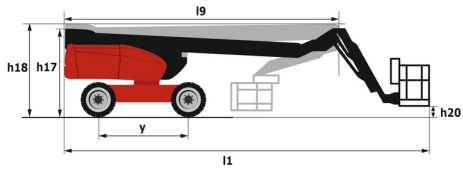
** According to "REDUCE cycle"

260 TJ+ ST5 - Load chart

Load Chart for AWP Metric



260 TJ+ ST5 - Dimensional drawing




Equipment

Standard

230V Predisposition
 4 simultaneous movements
 4 wheel drive
 4 wheel steer with crab mode
 Audible alarm and illuminated indicator lamp (leveling, overload, lowering)
 Backup electrical pump
 Connected machine
 Continuous turret rotation
 Differential locking on rear axle
 Easy Manager
 Electronic platform compensation
 Emergency stop button in platform and on frame
 Engine mounted on sliding platform
 Engine with DPF
 Front axle with limited slip
 Fuel gauge with low level indicator
 Hour meter
 Integrated diagnostic assistance
 LED rotating beacon
 Large basket with three entries
 Operator presence pedal
 Oscillating front axle
 Remote control for transport
 Stop & Go system
 Turret orientation information
 X Y function

Optional

Access control keypad for easy link
 Additional storage boxes
 Air predisposition
 Battery blanket
 Battery charger
 Battery cut-off
 Beep on every movement
 Beep upon travel
 Biodegradable hydraulic oil
 Easy link with remote lock
 Engine Block Heater
 Hydraulic oil heater
 Key lock on fuel tank
 Large basket 2.30m with lateral door
 Narrow basket 1.80m
 Non-marking tyres
 Onboard generator (3,5 or 5 kW)
 Panel cradle
 Pipe cradle
 SPS : Secondary protection system
 Safety kit (Harness + helmet)
 Safety valve
 Socket 230 V + differential circuit breaker
 Spark arrester
 Working light



Siège Social

430 rue de l'Aubinière - 44150 Ancenis Cedex - France

Tel: +33(0)2 40 09 10 11 - Fax: +33 (0)2 40 09 10 97

www.manitou.com



This brochure describes versions and configuration options for Manitou products which may be fitted with different equipment. The equipment described in this brochure may be standard, optional or not available depending on version. Manitou reserves the right to change the specifications shown and described at any time and without prior warning. The manufacturer is not liable for the specifications given. For more information, contact your Manitou dealer. Non-contractual document. Product descriptions may differ from actual products. List of specifications is not comprehensive. The logos and visual identity of the company are the property of Manitou and may not be used without authorisation. All rights reserved. The photos and diagrams contained in this brochure are provided for information only.

MANITOU BF SA - Limited company with board of directors - Share capital: 39,668,399 euros - 857 802 508 RCS Nantes